

HOW TO USE

NALOXONE

01 Call 911 Immediately

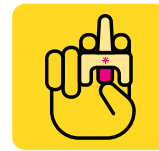


**If you're with someone else,
have them call while you begin the next steps.**

02 Prepare Naloxone



If Using Injection
Draw all fluid from the vial very slowly. Make sure it is filled with liquid, not air.

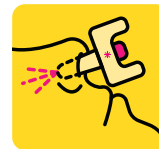


If Using Nasal Spray
Hold the device with your thumb on the plunger.

03 Administer Naloxone



If Using Injection
Inject into large muscle. Push down until syringe is empty.



If Using Nasal Spray
Place the tip in the nostril and press the plunger firmly.

04 Check for Breathing




If Breathing
Put person in recovery position. (Hand supports head. Knee stops body from rolling onto stomach.)



If NOT Breathing
Give rescue breaths until help arrives. Tilt head back, pinch nostrils closed, give 1 breath every 5 seconds

05 Wait 3 Minutes



If There's No Change
Administer another dose of naloxone and continue rescue breathing.

NOTES:

Stay calm and don't inject any stimulants. Don't put them in the bathtub/shower, and don't stand them up. Naloxone has no psychoactive or adverse physical effects.



CHECK OUT OUR TOOLKITS
PAGE FOR MORE RESOURCES
[KNOWTHEDANGERS.COM/TOOLKIT](https://www.knowthedangers.com/toolkit)

KNOW
THE
DANGERS
.COM